


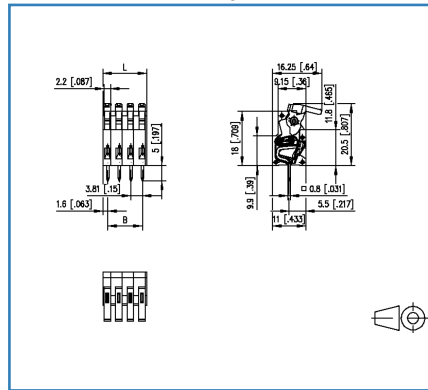
Data sheet

ST024xxHDNC AST024

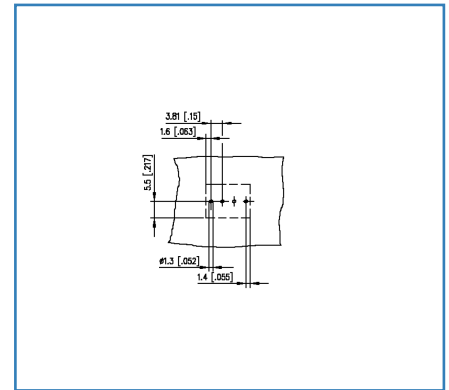
Illustrations



Dimensional drawing



Drill pattern





See enlarged drawings at the end of document

Product specification

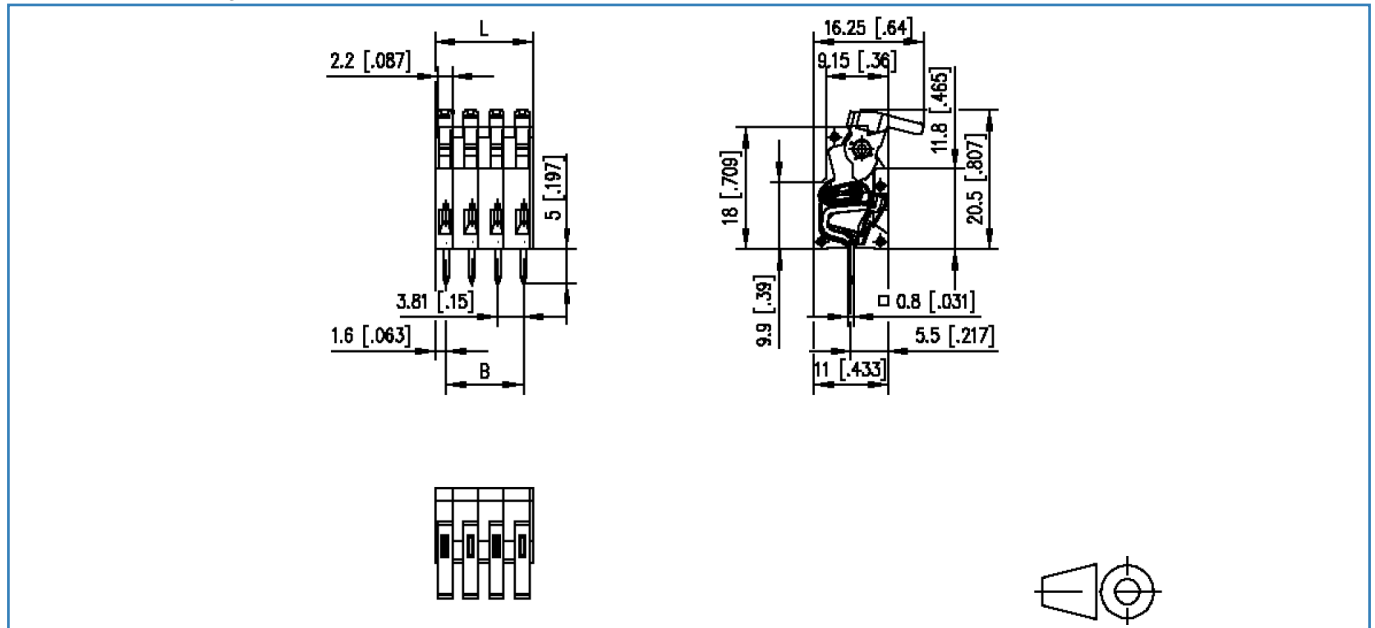
- spring clamp terminal block, solderable
- centerline 3.81 mm, direction of connection 90°
- color gray
- eccentric lever

Technical Data

General Data			
Solder pin length	5 mm		
min. number of poles	2		
max. number of poles	24		
Insulating material class	CTI 600		
clearance/creepage dist.	3 mm		
protection category	IP20		
Min. insul. strip length	6 mm		
Overvoltage category	III	III	II
Pollution degree	3	2	2
Rated voltage	10 V	200 V	200 V
Rated test voltage	1.5 kV	1.5 kV	1.5 kV
Connection Data			
rat.wiring solid AWGmax	0.2 mm ² - 0.5 mm ² / AWG 28 - AWG 20		
rat.wiring strand.AWGmax	0.2 mm ² - 0.5 mm ² / AWG 28 - AWG 20		
Approvals			
 V / A / AWG	150 / 7 / 28 - 20		
approval UL - File No.	E121004		
 0.5 mm ²	250 V / 6 A / 6A / T60		
Material			
insulating material	PA66		
flammability class	V0		
spring material	Spring steel		
contact material	CuZn		
contact surface	Ni + Sn		
Glow-Wire Flammability GWFI	960 °C acc. to IEC 60695-2-12		
Glow-Wire Flammability GWIT	775 °C acc. to IEC 60695-2-13		
Climatic Data			
upper limit temperature	105 °C		
lower limit temperature	-40 °C		
General			
Tolerance	ISO 2768 -mH		
Solderability	Acc. to JEDEC JESD22-B102E 245°C/5s		

Illustrations

Dimensional drawing

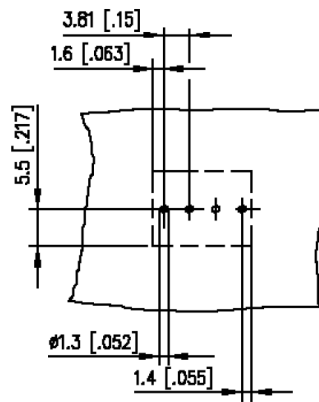


L=(pole size - 1) x centerline + 3 mm [0.118]

© 2019 METZ CONNECT - Technische Änderungen vorbehalten! Subject to modifications! Sous réserve de modifications techniques!

Illustrations

Drill pattern



© 2019 METZ CONNECT - Technische Änderungen vorbehalten! Subject to modifications! Sous réserve de modifications techniques!

